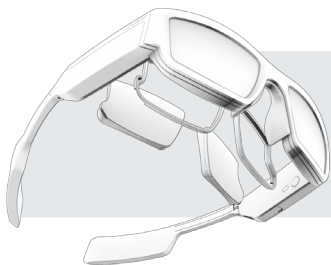


PREScription LENS INSTALLATION GUIDE

Congratulation on your Vuzix Blade purchase. All Vuzix Blades are prescription ready. If you require prescription lenses for your Blade please visit www.vuzix.com/prescription to order your custom pair or to reach out to support visit www.vuzix.com/contact for assistance.



BEFORE GETTING STARTED

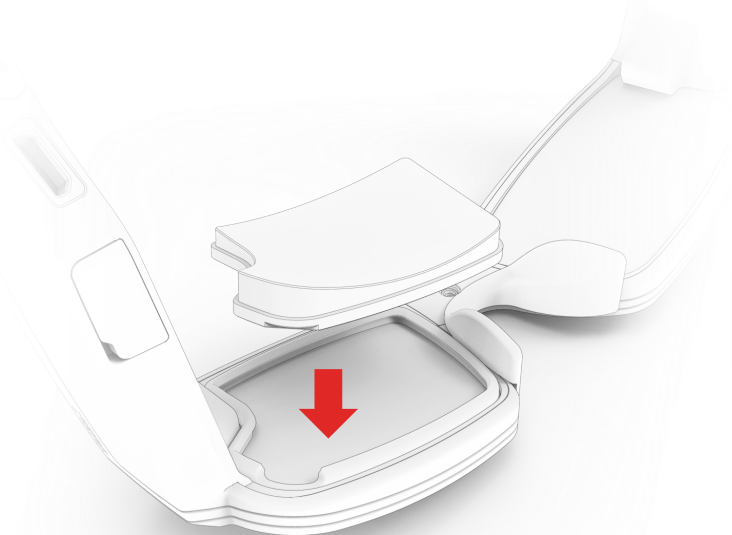
- Make sure your workspace is clean and dust-free
- Thoroughly clean your Blade Smart Glasses with a microfiber cloth (for more, see page 6 of Quick Start Guide)

INSTALLING LENSES

You will need **left** and **right** lenses.



Vuzix Blade Smart Glasses are already outfitted with retainers to hold your prescription lenses. To install prescription lenses on, simply and carefully fit the lens onto its corresponding retainer and snap into place. Your prescription lenses mount behind the existing Blade lenses and they do not replace them.



REMOVING & REPLACING LENSES

You will need **lens removal tool** and **left and right lenses**.



To remove or replace prescription lenses, hold the frames in one hand and use the Lens Removal Tool as shown to carefully lift each prescription lens from its retainer. Follow the instructions under Installing Lenses section to replace with new prescription lenses.


Blade Smart Glasses are shipped with Lens Removal Tool.

ADJUSTING NOSE BRIDGE (OPTIONAL)

You will need the **alternate nose bridge** and a **phillips-head screwdriver**.

Blade Smart Glasses are shipped with an adjustable nose bridge. This adjustable nose bridge can resolve issues if the standard nose bridge does not provide adequate support on your nose.

Using a small Phillips-head screwdriver, carefully remove the standard nose bridge from the frames. Insert the adjustable nose bridge on to the frames and replace the screw, making sure not to over tighten. For your convenience an additional screw is included with the adjustable nose bridge.



©Vuzix 2020. This install guide is subject to change. Please read the safety section of the user's manual before using this product. All trademarks belong to respective owners. 447PB0018 (0004) BLADE PRESCRIPTION LENS INSTALL GUIDE

FOR MORE INFORMATION ON BLADE SMART GLASSES, VISIT:

vuzix.com | vuzix.eu | vuzix.jp